

TEL. 9575997, 9567298, 9554725

JANATA BANK LIMITED

For Previous Rate Sheet Click

<https://goo.gl/URA0t4>

PABX-575,

TREASURY DEPARTMENT

Mail: fxdeal@janatabank-bd.com

HEAD OFFICE, DHAKA

Exchange Rate Circular - 208

**INDICATIVE ONLY**

DATE : 08 Nov 2018

EFFECTIVE DATE: 08-10 Nov '18

Thursday

A) CROSS RATE OF SYD, TOK, HKG &amp; S.E. ASIAN MARKETS AS ON 08/11/2018

	GBP/USD	EUR/USD	USD/JPY	USD/C.DLR	USD/S.FRA	AUD/USD
SELLING	1.3125	1.1429	113.6600	1.3119	1.0023	0.7310
BUYING	1.3123	1.1428	113.6700	1.3120	1.0027	0.7310

B) JANATA BANK LTD'S CASH

CURRENCY &amp; T.C TO PUBLIC TK PER UNIT OF FOREIGN CURREN

SELLING	CURRENCY	BUYING	SELLING	CURRENCY	BUYING
86.2500	US Dollar	85.2500	22.3000	Saudi Riyal	21.4000
112.0000	G. B. Pound	109.1000	23.1000	UAE. Dirham	22.1000
98.4000	Euro	95.4000	21.4000	MAL. Ringit	19.6000
61.3000	Aus. Dollar	59.3000	1.2500	Indian Rupee	1.1500

CASH SELLING AND BUYING RATES FOR ALL OTHER CURRENCIES WILL

BE SAME AS SELLING T.T.&amp; O.D AND BUYING O.D. TRANSFER

C) SELLING		NAME OF CURRENCY	BUYING			
T.T.& O.D.	B.C.		T.T.CLEAN	T.T.DOC	O.D.SIGHT EXP.BILLS	O.D. TRANSFER
83.8500	83.9000	US Dollar	83.1500	83.1000	83.0500	82.8800
110.7356	110.9250	G. B. POUND	108.8734	108.5553	108.3374	107.8996
96.9365	97.2461	EURO	95.3781	94.5153	94.4185	94.1417
0.7500	0.7601	JP.YEN	0.7305	0.7267	0.7256	0.7230
64.4170	64.5911	CAN.DLR	63.8282	63.6541	63.4595	63.3149
83.8261	84.0060	SWISS.FRANC	82.9164	82.7266	82.4851	82.2435
218.2758	218.4401	OMANIAN RIYAL	211.6827	211.4489	210.8199	209.5108
11.0000	11.1940	H.K.DLR	10.6021	10.5906	10.5597	10.5288
64.2222	64.2771	SING.DLR	61.6665		61.3563	61.1798
2.5703	2.5712	THI.BAHT	2.5240		2.5139	2.5066
20.2856	20.3428	MAL.RINGIT	19.9137		19.8340	19.7759
23.0097	23.0179	UAE.DIRHAM			22.5147	22.4488
22.5300	22.5880	SAUDI RIYAL			22.0489	21.9800
23.0170	23.2253	QATAR RIYAL				22.0961
276.5891	276.8880	KUWAIT DINAR				266.0000
217.1823	217.2619	BAHRAIN DINAR				210.7416
13.0330	13.1474	CHINESE YUAN				12.3948

D) USANCE RATE:	30 DAYS	60 DAYS	90 DAYS	120 DAYS	150 DAYS	180 DAYS
US Dollar	82.5550	82.0699	81.5849	81.0998	80.6148	80.1298
G. B. POUND	107.7023	107.0672	106.1599	105.7970	105.1619	104.5268
EURO	93.8621	93.3058	92.5109	92.1930	91.6366	91.0803

E) FORWARD RATE:		1 MONTH	2 MONTHS	3 MONTHS	6 MONTHS	1 YEAR
SELLING	US Dollar	84.3743	84.8186	85.3029	86.6559	0.0000
BUYING	US Dollar	83.4445	83.7390	84.0335	84.9169	0.0000


F) NFCD INTT RATE, EFFECT ON: 01.11.18 To 15.11.18	1 MONTH	3 MONTHS	6 MONTHS	12 MONTHS
US Dollar	2.04938	2.29100	2.54625	2.82088
G. B. POUND	0.47556	0.56075	0.67438	0.80300
EURO	0.00000	0.00000	0.00000	0.00000

G) LIBOR AS ON 07/11/2018, 60 DAYS 2.44550 90 DAYS 2.60113 180 DAYS 2.84350


H) INDICATIVE RATE OF 01 SDR ,USD WITH NTL, CUR OF ACU MEMBERS AS IMF RATE 02/11/18	IN.RS	N.RS	SL.RS	PK.RS	BD TK	USD
USD 1	72.8798	117.5299	174.4936	132.5517	83.5050	
SDR 1	101.3559	163.4521	242.6731	184.3434	116.1327	1.3907

IN CASE OF AUS. DOLLAR CASH RATE WILL BE USED FOR T.T ALSO

Rates mentioned in row C, D, E and F are applicable only for bank's own customers.




Md. Tufail Ahmed  
Officer  
Prepared by



A.S.M Omar Faruq Khan  
SPO  
Checked By



Md. Mokhlesur Rahman  
SPO  
Authorised Signature



Md. Tofazzal Hossain  
DGM  
Authorised Signature